

MODEL 245

12-24V LED TURN SIGNAL

Dual compliance makes multiple part numbers a thing of the past.

The Model 245 Stop & Tail Lamp is approved for use in North American and in right-hand and left-hand drive countries. It is ideal for forestry, utility, recreation and construction on-highway vehicles. Dual compliance make extra part numbers a thing of the past.

The rubber bezel allows an easy mounting on any flat surface, and the LEDs provide years of trouble-free service. Can be mounted vertically or horizontally.

VEHICLE APPLICATIONS

- Construction
- Forestry
- Recreation
- Utility

FEATURES

- Acrylic Lens
- Mount vertically or horizontally to meet North American & European standards

MODEL NUMBER

Model 245

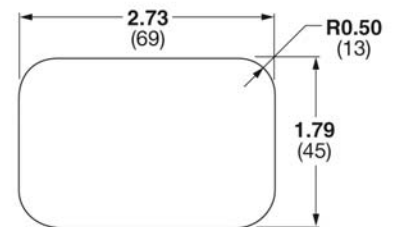
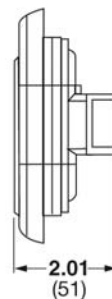
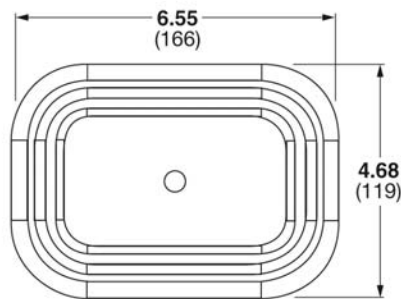
DESCRIPTION

12-24V LED Turn Signal

PRODUCT SPECIFICATIONS

Light Source	LEDs (Light Emitting Diodes)
Input Voltage	8-28V DC
Current Draw	0.35 Amps at 12V; 0.125 Amps at 24V
Lens	Acrylic
Mating Connector	.156 Bullet, AMP Shur Plug 60766-2
Standards	SAE J575 – Environmental SAE J588 – Turn Signal ECE Reg. 6 – Directional

Dimensions in inches (mm in parentheses) / Dimensions are for reference only.



SUGGESTED PANEL CUT
(PANEL THICKNESS .06 - .22 IN.)